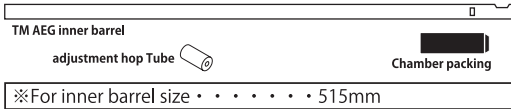
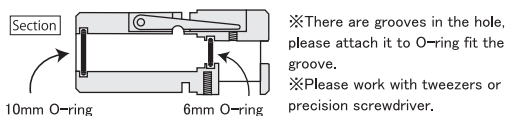


M24 HOP UP CHAMBER manual

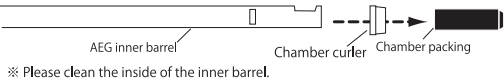
① . required "TM AEG inner barrel" and "adjustment hop Tube" and "chamber packing".



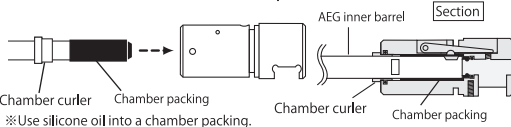
② . Attach the O-ring to the hop up chamber.



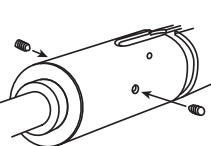
③ . Attach Spacer and packing to the inner barrel.



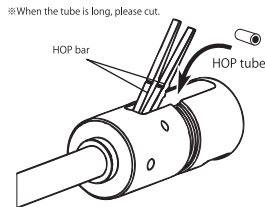
④ . Adjust hop hole direction of the inner barrel to hop hole of the chamber, and insert the inner barrel. Next, set the barrel spacer.



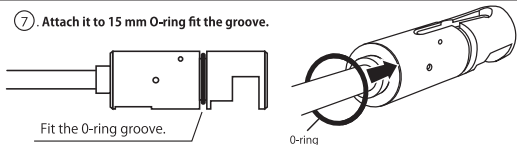
⑤ . Adjustment screws to fixing the inner barrel.



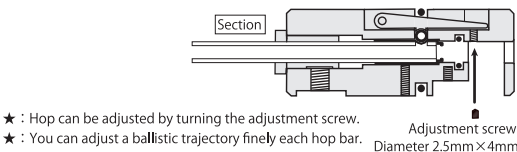
⑥ . Attach hop tube into a under hop bar.



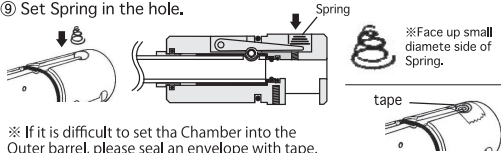
⑦ . Attach it to 15 mm O-ring fit the groove.



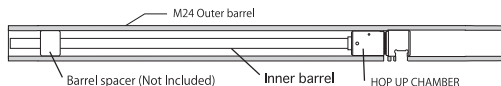
⑧ . Attach the two adjustment screw from the bottom of the HOP UP chamber.



⑨ Set Spring in the hole.



⑩ Please attach inner barrel and chamber packing into a the outer barrel with barrel spacer.



Complete